

The Aero Historian



Volume 57 Number 2

Website: <http://www.aerohistorians.org>

February 2024



Hasegawa Lockheed P2V-7 Neptune 1/72 Scale by Mark Krumrey

The Lockheed P2V-7 (SP2-H) Neptune by Mark Krumrey

The Lockheed P2V-7 is a direct descendent of the Lockheed Hudson and the PV-1 Ventura.

A midwing monoplane with a single large fin and a tricycle landing gear, The XP2V-1 was powered by two Wright Cyclone R-3350-8 engines, carried an aircrew of seven including a bombardier/nose turret gunner, dorsal turret gunner and a tail turret gunner.


Over a seventeen year period beginning in 1945 seven

major variants totaling 1,051 Neptunes were built by Lockheed with the final production P2V-7 Neptune coming off the assembly in April of 1962. (1)

The Neptune served in the U.S. Navy until 1978.

The Kit

Prior to 1972 the only model of a Neptune was the Revell, box scale P2V-7 Kit H239-98, which was released in 1955.



In 1961, Revell retooled this kit into a P2V-7, sans the AP2S-29 Radome, added skis, and released it under the Famous Artists Series with some great artwork by the late Jack Lynwood, depicting a Neptune at an Antarctic base during operation Deep Freeze..



It was in about 1976 or so that I saw Jim Goodall's Neptune in the display case at Custom Model Hobby in South

(Continued on page 4)

TCAH Officers

President, Mark Copeland

Vice-President, Steve Hustad

Secretary, Bob Maderich

Treasurer, Dennis Strand

Historian, Merrill Anderson

Newsletter Info

Article Submission Deadline: 22nd of each month

Editor

Bob Arko

6417 Rice Court

Lino Lakes, MN 55014

651-481-8887

boba@arkokraft.com

Send Change of Address Notice to:
Dennis Strand

TCAH This Month

February Theme-Water subjects. (ships, floatplanes, etc)

The monthly meeting will be held Saturday February 10, at Fleming Field, South St. Paul, beginning at 1:00 pm. Come early.



President's Address

by Mark Copeland

Winter (if we actually can call it that) is already half way over as we slide into February. I hope that despite the temperate weather, you have had the opportunity to spend some time at the model bench.


Once again, our friends in Rochester knocked it out of the park with another excellent, "Hope It Don't Snow" show last week. TCAH was well represented and several of our

to all the TCAH members that made the trek to Rochester to support their club.

Speaking of contests, there are a couple of good local; or somewhat local contests coming up in the coming months.

Madison "Mad City" Modelers IPMS Spring Contest

is happening on March 2nd, 2024. These guys do it right and always put on a good show!! Only a four hour drive and a good warm-up for the IPMS Nationals coming this summer!



IPMS USA

Mad City Modelers
28th Annual Contest

SATURDAY, MARCH 2nd, 2024

Monona Terrace
1 John Nolen Dr.
Madison, WI 53703

Registration 9-Noon
Judging Noon-3
Awards 4pm

ENTRY FEE

\$15.00 for First 5 Entries-\$2 Each Additional
Intermediates \$5.00 for All Models Entered/ Juniors Free
Spectators \$5.00 Per Adult or Children Over 12
Children Under 12 Free
Police, Fire, EMS and Active Duty Military with ID Free
Vendors \$30.00/8' Table Before February 1st, \$35.00/8' Table After

THEME AWARD

'Overlord'
(D-Day, June 6th)

AWARDS

Wayne B. Grinnell Award - Best of Show * Jim Turek Award Best Junior * Scott Hoffman Award for Modeling Excellence * Dave Raatz Tail Hook Award * The Last Square Award - People's Choice * Best Armor * Best Aircraft * Best Auto * Best Figure * Best Ship * Best Marine Corp Subject * Best Sci-Fi - Real Space * Best WWI Aircraft * Best Out of The Box * Best Miscellaneous.

members brought home numerous awards from the contest. It is always a great time to be in Rochester with the Zumbro Valley club and enjoy their splendid hospitality. Thanks

OmaCon 2024 will happen on March 23rd, 2024 in Omaha, Nebraska with a theme commemorating the 80th

(Continued on page 3)

OmaCon 2024

Scale Model Show & Contest



RETURN TO OMAHA BEACH



Join us in Omaha to celebrate the 30th Anniversary of the
1994 IPMS/USA National Convention

(Continued from page 2)

Anniversary of the Normandy
Invasion of June, 1944.

Lastly, if you want to spend a
little time in the Wisconsin north
woods, the folks in Eagle River,
Wisconsin are once again
hosting their annual "Spring in
the Pines" annual contest and
swap meet.

These are all within a few
hours of the Twin Cities and all
are worth attending.

Our theme this month is
Floatplanes & Flying Boats.
Bring anything that fits the theme
or for that matter anything you
wish!!

Looking forward to seeing
you all at the meeting!!



Saturday, March 23rd, 2024

9 AM – 4 PM

**Omaha Police Officers Association Hall
13445 Cryer Avenue, Omaha, NE 68144**

Over 30 Contest Categories, Vendors Room, and Our Great Fort Crook Raffle!

♦ Registration: 9 AM until Noon ♦ Awards Presentation: 3 PM

♦ Contest Entry Fee (Unlimited Models):
Adults - \$15.00 / Juniors - Free

♦ General Admission: Free

Vendor Tables \$20.00

Vendor Coordinator: Phil Chronister E-mail: phillip.chronister@gmail.com

Contest Chairman: Shaun Landry E-mail: shaunjlndry@yahoo.com

"Spring in the Pines" Annual Contest and Swap Meet

Event Information

Event Date: May 18, 2024 - 12:00am to 11:45pm CDT

Location

Name: Eagle River Derby Track Convention Hall

Event Address: 1311 N. Railroad St.

Eagle River, WI 54521

United States



(Continued from page 1)
Minneapolis. Having watched many Neptunes fly overhead at my parents house in South

Minneapolis in the early 60's, and cutting the jet engines by the time they were over the house, I had always been intrigued by

their odd, yet somewhat appealing appearance. So, when I saw Jims model in the
(Continued on page 5)

(Continued from page 4)
shop, I knew I had to have one.

Fast forward to 2023. Over the years the kit has been released in several different markings with Revell of Germany getting into the act and marketing it in Dutch markings and I think Frog got in the mix as well. My

model was released in 1975, the box art of which represents an



aircraft from VP-1.

The kit includes the dorsal turret and guns of the original 1972 release and also includes the observation glazing which replaced the dorsal turret. By 2023 the kit is showing its age. The cockpit interior is minimal at

(Continued on page 6)




(Continued from page 5)


best lacking even the control yokes, the observers safety grid in the nose is not molded correctly, the landing gear isn't in their correct locations, the landing gear doors have no attachment points, and the jet pods are hollow with no detail in the exhaust cone and no provision to display the forward portion with the doors open; so it gives the modeler a blank canvas to work with to add the missing details and make corrections accordingly, if so desired. All of that being noted, the model builds into a nice model of the Neptune.

I added some "detail" to the cockpit. I did manage to scrounge up from the spares a set of yokes, radios and with some creative license added these to the interior. I used Tamiya 1mm tape painted a tan color for seat belts. For the observer station in the nose, I did fashion a seat that more or less resembles the actual seat vice

the kit provided seat, added some radio pieces, added bracing to the observer "grid" whatever it is and called it good. As the gear doors had no way to attach to the gear door openings, I added some thin sheet plastic, being careful to leave enough space for the main gear braces, and was able to attach the doors with no problems.



I had some left-over DC-6 prop spinners from a Heller DC-6 that I cut down and fitted into the rear of the jet pods and called it good. For further construction I followed the directions.



One thing I noticed was the odd sequence of assembly and the parts layout. The propellers are a two-piece hub with four separate blades. I wonder why

(Continued on page 7)



January Club Contest Results
by Bob Maderich II

January was our annual Club contest and we had 44 models on display this year. Here are the results from your voting:

Gold category

Dave Perzel-Sea Vixen
Dave Heffernan-Skyraider
Mark Copeland-P-47D
Tom Crayne-F-4 Phantom
Bob Ferreira-Panther tank

Silver category

Erik Zabel-Mig 29
Bob Maderich-Nieuport 17
Dennis Strand-Fairey Albacore
Noel Allard-Stearman PT-17
Bill Read-Model T ambulance
Chris Seimback-Bobo Fett

Bronze category

Cameron Jamison-Mercedes
1955 F-1 car
David Johnson-Scorpion
John Munoz-Star Wars Tie
Fighter
Bob Knowles-Kate
Franklin Hawes-Model T



Club Survey
by Your Club Officers

At the February 2024 - TCAH General Meeting, we will be passing out a club survey to our membership in attendance. This simple survey is just a short few questions that ask about different aspects of the club regarding meetings, club contests, the newsletter, etc. The purpose is to see how we can make improvements to the club experience.

This is your opportunity to voice your opinion on what we are doing right or wrong with the club. What is missing or has fallen by the wayside. The surveys are anonymous and don't require your name, however, if you wish to add your name to it, please feel free to do so.

We want to use the surveys to get a clearer understanding on how we can improve TCAH for the future and make the club experience much better. The survey is not required by any means and if you don't wish to participate, that's perfectly fine.

Thank you for all your help!!



Treasurer's Report
by Dennis Strand

When the January meeting was adjourned, TCAH had 67 paid members and 8 "Life" members. This is a good number and assures the continuation of the club's planned activities and future growth. The Room at Fleming Field has been secured for 2024, John Roll made arrangements to have the club pay our charter fees to IPMS and Bob Maderich organized and purchased awards for the annual Club Contest.

These expenses totaled \$715.00. We had 6 people pay membership dues that added \$90.00 to our account. We currently have \$4886.86 in cash assets. TCAH is in sound financial shape and I look forward to a productive and enjoyable year ahead.



the radome and other smaller detail decals, like propeller manufacture labels, etc. Quite disappointing. The color of the aircraft is the two tone seaplane grey and white. I hand mixed by eyeball the color the paint until I got what I thought looked right. Using Tamiya IJN grey, Tire Rubber and True Color Navy blue, I achieved the color I was after. Being an old kit, the starboard wing was warped; I didn't really notice it until it was fixed to the fuselage.

It builds into a neat model, not one seen much at contests or displays. "Model On".

(1) P2V NEPTUNE in action Squadron Publication 1068, copyright 1985



(Continued from page 6)

in 1972 Hasegawa couldn't have provided a complete 4 bladed prop with a separate hub? Interesting. The engine cowlings and nacelles were another mystery as to why that whole assembly was in three pieces, not including the two engine faces; but that notwithstanding, I pressed on. I wasn't concerned with going through the trouble to correct the location of the main gear struts a millimeter to the inboard side, so left them as per

the kit. The cockpit canopy is molded in two pieces as it is an odd shaped affair with bulges on the side for better observation. I chose to model an aircraft from VP-11. I used Print Scale decal sheet 72-106, which come from Ukraine. The decals aren't cheap, and took at least 5 weeks to arrive. Once I started putting on the decals, I realized that Print Scale didn't include the Squadron markings for the top of the Starboard wing, the unique propeller waring stripe around

Directions to the Club Meeting Location

Where: South St. Paul Municipal Airport, a.k.a. Fleming Field, located on the southern extremity of South St. Paul, south of 1-494, west of Concord Street and East of Highway 52.

If coming from the western Twin Cities going east on 494:

- Exit at the 7th and 5th Avenue exit (Exit No.65)
- Turn right (South) on 7th Ave and go approximately .6 miles to a 4-way Stop sign. This is South Street W. To your left there will be a McDonald's; to your right front there will be a Walgreen's.
- Turn left (East) at the 4-way Stop onto
- South Street W and go approximately .6 miles. Along the way you will encounter three more Stop signs—the third Stop sign (Henry Avenue) will be a "T" intersection. At the "T" intersection on your left will be homes and on your right softball fields.
- Turn right (south) onto Henry Ave. and go approximately .2

- miles toward the Fleming Field airport terminal building.

If coming from east Twin Cities on westbound 494:

- Exit at the 7th and 5th Avenue exit (Exit No.65)
- Turn left (South) on 7th Ave and go approximately .6 miles to a 4-way Stop sign. This is South Street W. To your left front there will be a small strip mall; to your right there will be an Amoco station.
- Turn left (East) at the 4-way Stop onto
- South Street W and go approximately .4 miles. Along the way you will encounter two more Stop signs—the third Stop sign (Henry Avenue) will be a "T" intersection. At the "T" intersection on your left will be homes and on your right softball fields.
- Turn right (south) onto Henry Ave. and go approximately .2 miles toward the Fleming Field airport terminal building

The terminal is on the right with parking available.



The Aero Historian is published monthly by the Twin City Aero Historians, Inc., a joint chapter of the American Aviation Historical Society and International Plastic Modelers Society/USA, for members and readers as part of their annual dues or fees.

The group is open to aviation enthusiasts from teenagers on up who are interested in aviation modeling, photography, collecting, art and writing.

The Twin Cities Aero Historians (TCAH) meet the second Saturday of every month at 1:00pm.

See above for the new meeting locations and directions.

Mail Newsletter material to the editor and address changes to the treasurer.

Monthly Themes 2024

January-TCAH Club Contest

**February-Water subjects.
(ships, floatplanes, etc)**

March-Commonwealth subjects.
(British, Aussie, Irish, etc.)

April-Club Auction. (Bring all your stuff you don't want anymore)

May-Ugly subjects (you are left to your own opinions here!)

June-The Golden Age (subjects between the wars) (1920-1940)

July-Modern Military subjects (1991-present)

August- World War One subjects

September- Sci fi and real space

October- modeling 'disasters' (again, you decide what that is for you)

November- A "Silk Purse" from a "Sows Ear" (a build from a notoriously bad kit)

December- our annual "White Elephant" kit exchange

